



Climate Action Day

Activity Worksheet for Primary Classrooms November 7, 2024

Watch Live: <https://www.youtube.com/watch?v=-Y8lq7DNDVQ>




Schedule of events: <https://climateactionday.net/schedule.html>

Learn more about the speakers here: [LINK](#)

Directions for Teachers:

1. Follow along with the [SCHEDULE OF EVENTS](#) and [SPEAKER GUIDE](#)
2. My Climate Action Day:
 - Option 1: Invite students to draw a picture representative of their Climate Action Day experience
 - Option 2: Invite students to add single words they hear or think about during the day (example: ACT, GIRLS)
3. Climate Action Day Speaker Connections
 - Select 3 speakers
 - Countries: Add country of speaker
 - Connections: Add a drawing of each speaker or an idea you have while listening to them

Make a digital or paper copy for each student:

 Climate Action Day Name: _____ Date: _____ My Climate Action Day 	 Climate Action Day Speaker Connections Name: _____ Date: _____ <table border="1"><thead><tr><th>Speakers</th><th>Countries</th><th>Connections</th></tr></thead><tbody><tr><td></td><td></td><td></td></tr><tr><td></td><td></td><td></td></tr><tr><td></td><td></td><td></td></tr></tbody></table>	Speakers	Countries	Connections									
Speakers	Countries	Connections											



Climate Action Day

Name: _____ Date:

My Climate Action Day



Climate Action Day

Speaker Connections

Name: _____ Date: _____

Speakers	Countries	Connections